



# E-MMC

Medical Register Information and Technical System  
[MeRITS]

First  
Time  
User




<http://meritsmmc.moh.gov.my/>



Medical Register Information and Technical System  
(MeRITS)

Login Register Search Registered Doctor

Register to verify your user email  
and password.



Application is best viewed using laptop and desktop computer.  
Mobile phone interface is still under development.



## Medical Register Information and Technical System (MeRITS)

\* Type of Identification

Please select ▼

Click Verify ←



Verify



Cancel

Please select ▼

Please select

New Identification Card

Old Identification Card

Passport

MeRITS : Active your account

 Admin <admin.mmc@moh.gov.my>  
10:00 AM



User will receive an email from Admin MeRITS to Activate the account


To: [Redacted]



**Welcome to Malaysian Medical Council.**

Congratulations, your account has been successfully created. Please click the button below and set up your password. Please keep it secret, keep it safe

Click Activate



Regards,  
MeRITS

If you're having trouble clicking the "Activate" button, copy and paste the URL below into your web browser:

<http://meritmmc.moh.gov.my/account/activate/kD7KWPJM4fDzJBuSFsjXpQH2zvUXSEfaUGRCI4VRAv42YHPgisFOMZfVKN6rS4hI>



Receive  
an Email  
from  
MeRITS



 Password

Email

Password

Mix of uppercase, lowercase letter and  
number


Confirm Password

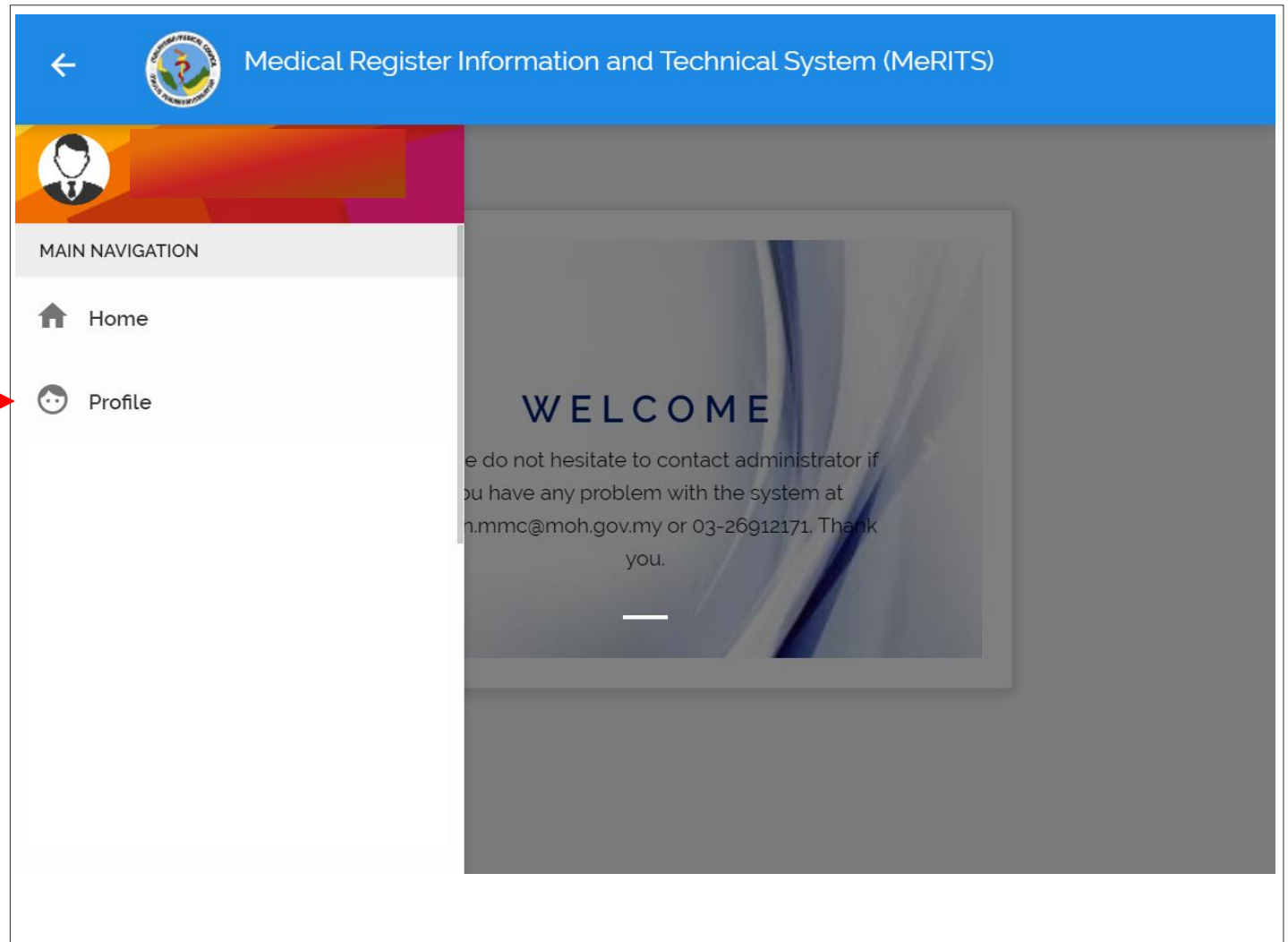
Save Password

Mix of uppercase, lowercase letter and number

Create Your  
Own  
Password

# First Step

- Login again to MeRITS
- Click Profile 
- Complete your biodata and details regarding qualifications.



 Biodata


Please complete all fields

1

 Qualification

2

 Examination for Provisional Registration >


 Provisional Registration >

 Full Registration >

 Annual Practising Certificate (APC)

Now you may apply for your APC

3

 Temporary Practising Certificate (TPC) >

 Letter of Good Standing (LOGS) >

 Translation >



# COMPLETE THE MODULE STEP BY STEP

Note : If you can't remember the **Date Passed Exam** in Qualification Tab, kindly fill the same date as **Date Awarded Qualification**


 Biodata 

 Qualification 

 Examination for Provisional Registration 

 Provisional Registration 

 Annual Practising Certificate (APC) 

 Apply APC



4

COMPLETE THE MODULE STEP BY STEP





APC Year

Application Review

APC Year

2020  2021

5

Cumulative CPD Point

Please ensure your CPD Points meet at least 20 points.

Save

6

# COMPLETE THE MODULE STEP BY STEP

Note : To apply APC for year 2021, kindly ensure you have a Professional Indemnity Insurance coverage from 1/1/2021-31/21/2021 (For Private Sector Only) and comply with the required minimum of 20 CPD points




- ← APC Year
- Professional Indemnity Insurance
- Principal Place of Practice
- Other Places of Practice
- Document
- Acknowledgement

Application Review

APC Year  2020  2021

Cumulative CPD Point 0  
*Please ensure your CPD Points meet at least 20 points.*



Save



# COMPLETE THE MODULE STEP BY STEP

Note : Please fill in all the related Fields and click the save button



APC Year

Professional Indemnity Insurance

Principal Place of Practice


Other Places of Practice

Document

Acknowledgement

I, hereby declare that, the entries in this application are complete and true, and the attached documents are true and authentic to the best of my knowledge and I bear the responsibility for the correctness of the above mentioned particulars. Any issues arising due to incorrect entry will be borne by me.

Submit





# COMPLETE THE MODULE STEP BY STEP

Note : Tick the check box and click the Submit button



+ Apply APC


No.	Apc Year	Application Name	Application Status	Application Date	Action
1	2020	New Application of Annual Practising Certificate (APC)	Waiting Payment	07-01-2020	 

11

# COMPLETE THE MODULE STEP BY STEP

Note : Kindly proceed to payment (Online Transfer Only)






+ Apply APC

No.	Apc Year	Application Name	Application Status	Application Date	Action
1	2020	New Application of Annual Practising Certificate (APC)	Review	07-01-2020	

# COMPLETE THE MODULE STEP BY STEP

Note : Your application has been submitted to our Officers for Review

+ Apply APC

No.	Apc Year	Application Name	Application Status	Application Date	Action
1	2020	New Application of Annual Practising Certificate (APC)	Approved	20-06-2019	    



# COMPLETE THE MODULE STEP BY STEP

Note : When the application has been reviewed by our officers, the status will change to Approved and is ready for printing. Click on Printer icon to obtain your certificate

THANK YOU FOR COMPLETING YOUR  
APPLICATION